


1

Install the LibrariesVic App
- for android devices:



1. Scan the QR Code or search Libraries Victoria on the Google Play Store app.
2. Tap the Install button.




2


Install the LibrariesVic App
- for apple devices:

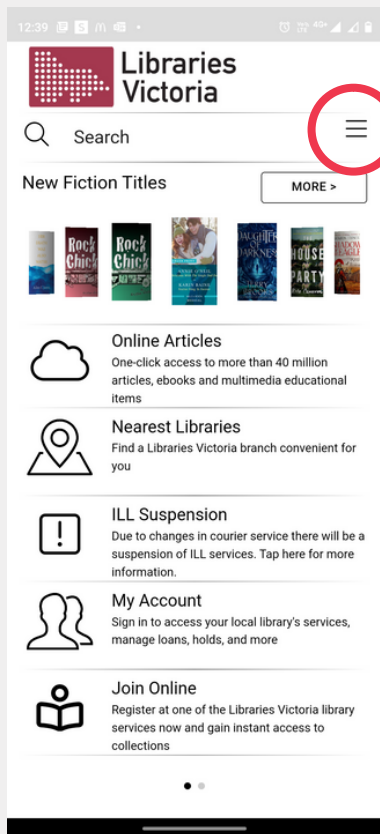


1. Scan the QR Code below or search Libraries Victoria on the Apple Store app.
2. Tap the Get button.



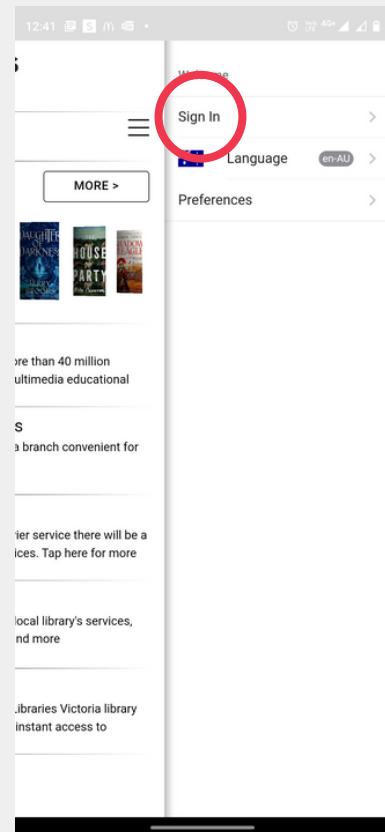
3

1. Open the LibrariesVic App on your device.
2. Sign into the LibrariesVIC app by clicking on this icon  next to the Search Catalogue



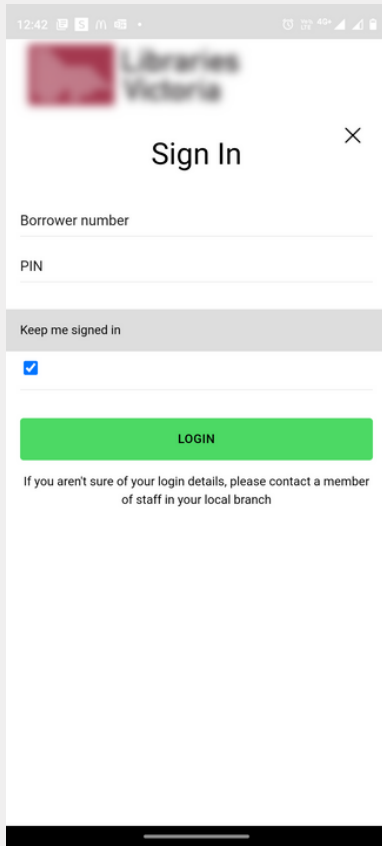
4

1. From the menu items, click the Sign In option



5

1. Enter your library card membership number, followed by your PIN and tap the Login button



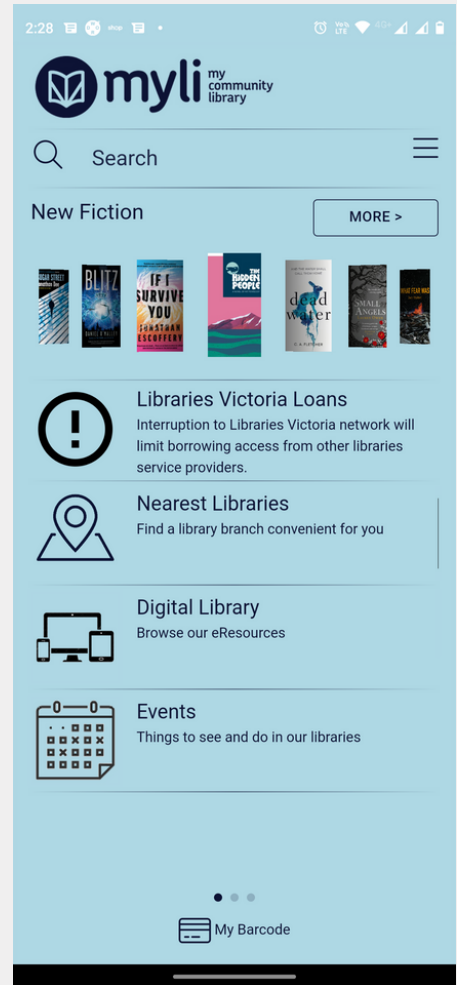
Forgot your pin or library card membership number?

Visit or call your local library during opening hours on 1800 44 6954. Live chat is available at myli.org.au Mon-Fri 9:00am-5.00pm (excluding public holidays)

6

The app that lets you...

- Search the catalogue, manage loans and holds in just a few clicks.
- Access the Myli digital library of eBooks, eMagazines, movies and more.
- Access your digital library card



Need help?

Your library is just a phone call away on 1800 44 6954. Visit myli.org.au for opening hours and locations. Book a Tech Talk for a Librarian to step you through setting up and using digital resources. The support team is also online Monday-Friday 9am-5pm for live chat on the website (excluding public holidays).